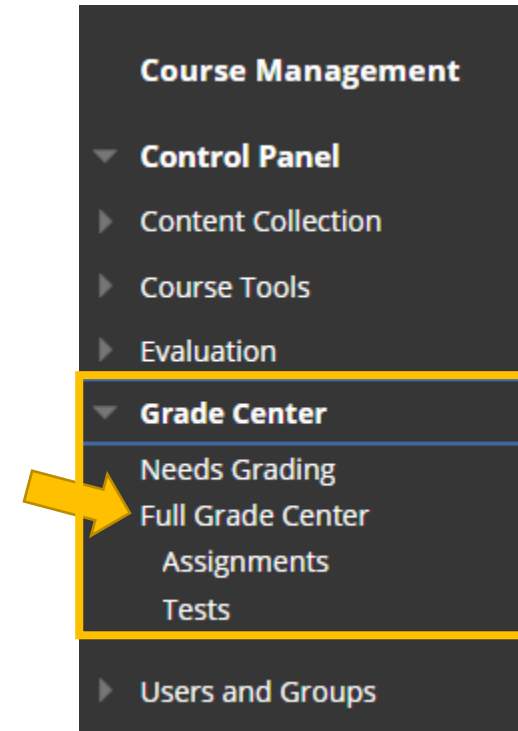



ASSIGNMENT DOWNLOAD

- 1- In the Control Panel area, click on **Grade Center**.
- 2- In the expanded menu, click on **Full Grade Center**.










ASSIGNMENT DOWNLOAD

3- On the **Full Grade Center** page, click on the arrow icon appeared near the column name (assignment name).

















Grade Center : Full Grade Center 

The Full Grade Center displays all columns and rows in the Grade Center and is the default view of the Grade Center. [More Help](#)

Create Column Create Calculated Column  Manage  Reports  Filter Work Offline 

Move To Top Email  Sort Columns By: Layout Position  Order: ▲ Ascending 

Grade Information Bar Last Saved: December 11, 2017 3:55 PM

<input type="checkbox"/>	LAST NAME 	FIRST NAME 	ASSIGNMENT 	TURNITIN ASSIC 	GROUP PROJEC 	25.10.2017 	ASSIGNMENT 2 	3.12 
<input type="checkbox"/>	Last Name: Ekerim_PreviewUse	First Name: Melike	assignment: --	turnitin assignment --	Group Project "Akki" 	25.10.2017: 	Assignment 27.11.2 --	3.12: --
<input type="checkbox"/>	Last Name: Student	First Name: Uzem	assignment: --	turnitin assignment --	Group Project "Akki" 	25.10.2017: --	Assignment 27.11.2 --	3.12: --
<input type="checkbox"/>	Last Name: Test Student	First Name: Test Student	assignment: --	turnitin assignment --	Group Project "Akki" 	25.10.2017: --	Assignment 27.11.2 --	3.12: --
<input type="checkbox"/>	Last Name: test2	First Name: test2	assignment: --	turnitin assignment --	Group Project "Akki" 	25.10.2017: --	Assignment 27.11.2 --	3.12: --
<input type="checkbox"/>	Last Name: testtest	First Name: testtest	assignment: --	turnitin assignment --	Group Project "Akki" 	25.10.2017: --	Assignment 27.11.2 --	3.12: --
<input type="checkbox"/>	Last Name: User	First Name: Test	assignment: 7.00	turnitin assignment --	Group Project "Akki" 	25.10.2017: --	Assignment 27.11.2 90.00	3.12: --
<input type="checkbox"/>	Last Name: Yetgin_PreviewUse	First Name: Lale	assignment: --	turnitin assignment --	Group Project "Akki" 	25.10.2017: --	Assignment 27.11.2 --	3.12: 40.00

ASSIGNMENT DOWNLOAD

4- Click the **Assignment File Download** link.

The screenshot displays the Blackboard Grade Center interface. At the top, the Istanbul Bilgi Üniversitesi logo and navigation links (Home, Library, Support) are visible. The user is logged in as 'test.uzem' and is viewing the 'Grade Center'. A context menu is open over the table, with a yellow arrow pointing to the 'Assignment File Download' option. The table below shows student grades for various assignments.

	LAST NAME	FIRST NAME	T	ASSIGNMENT	TURNITIN ASSIC	GROUP PROJEC		
<input type="checkbox"/>	Last Name: Ekerim_PreviewUse	First Name: Melike	t: --	assignment: --	turnitin assignment --	Group Project "A		
<input type="checkbox"/>	Last Name: Student	First Name: Uzem	t: --	assignment: --	turnitin assignment --	Group Project "Akı	25.10.2017: --	Assignment 27.11.2 --
<input type="checkbox"/>	Last Name: Test Student	First Name: Test Student	t: --	assignment: --	turnitin assignment --	Group Project "Akı	25.10.2017: --	Assignment 27.11.2 --
<input type="checkbox"/>	Last Name: test2	First Name: test2	t: --	assignment: --	turnitin assignment --	Group Project "Akı	25.10.2017: --	Assignment 27.11.2 --

ASSIGNMENT DOWNLOAD

5- Click the checkbox to select the users and click on the **submit** button.

SELECT USERS

<input checked="" type="checkbox"/>	NAME ▲	DATE	GRADE
	Ekerim_PreviewUser, Melike	Date:	Grade: Not Available
	Student, Uzem	Date:	Grade: Not Available
	test2, test2	Date:	Grade: Not Available
	Test Student, Test Student	Date:	Grade: Not Available
	testtest, testtest	Date:	Grade: Not Available
<input checked="" type="checkbox"/>	User, Test	Date: Monday, November 27, 2017 3:45:46 PM EET	Grade: 90.0
	Yetgin_PreviewUser, Lale	Date:	Grade: Not Available

Displaying 1 to 7 of 7 items | Show All | Edit Paging...

*Click **Submit** to proceed. Click **Cancel** to go back.*

Cancel Submit